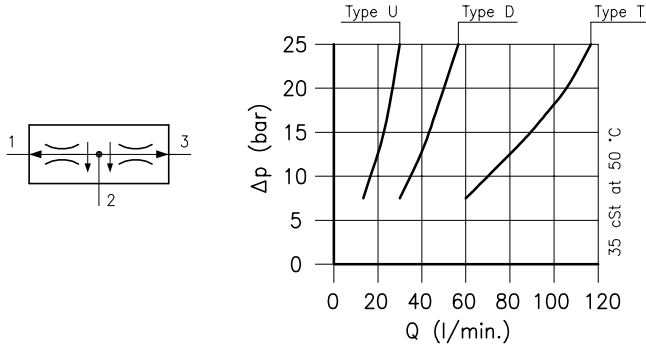
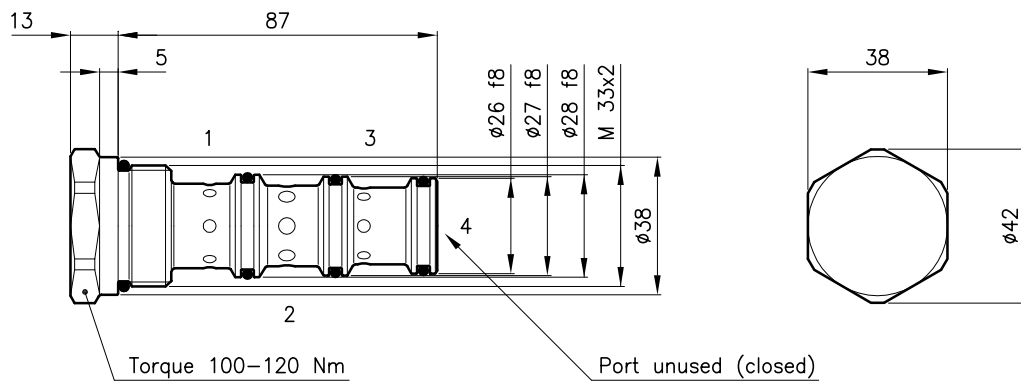


**Technical features**



Cavity	(For dimensions see catalogue 17.000)	S 50/4
Inlet flow range (l/min.)	type U	15 - 30
	type D	30 - 60
	type T	60 - 120
Max. pressure	(bar)	210
Fluid viscosity range	(cSt)	2.8 - 380
Fluid temperature range	(°C)	-20 +80
Mass	(kg)	0.510
Max. accuracy from 10 to 210 bar		5%
Standard flow division	(%)	50/50
Hydraulic fluid; mineral oil HM and HV	ISO 6074	
Recommended filtration; 19/15 ISO 4466 (25 μ absolutes)		
Standard seals in Polyurethane and Buna N		

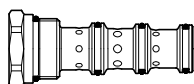
**Dimensions**



**Ordering informations**

**DCC 50/D**

DCC 50 = Valve type



Inlet flow range

**U** = 15 - 30 l/min

**D** = 30 - 60 l/min

**T** = 60 - 120 l/min

Codes:

DCC 50/U 53 011 108

DCC 50/D 53 011 109

DCC 50/T 53 011 110

External seals kit 90 620 108

DCC 50 valves can be assembled on standard bodies 50-CC series; for dimensions see catalogue 16.011