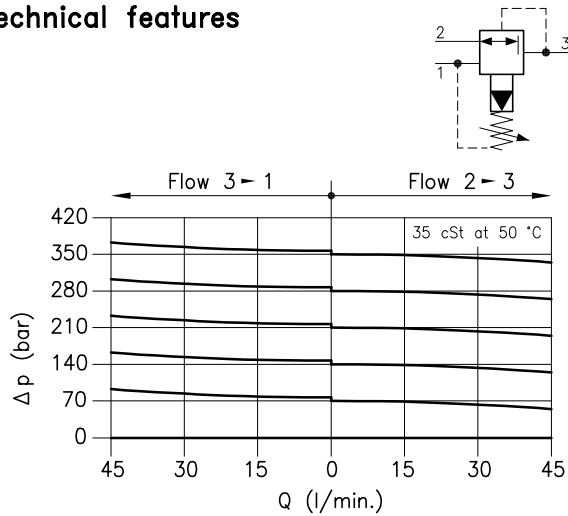
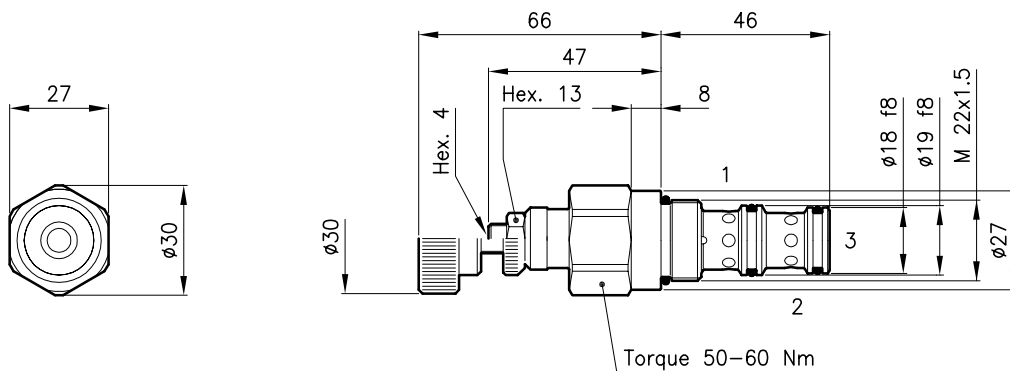


**Technical features**



Cavity	(For dimensions see catalogue 17.000)	S 30/3
Max. flow	(l/min.)	40
Max. inlet pressure	(bar)	420
Pressure setting range	(bar)	10 - 420
Max. drain	(l/min.)	0.4 - 0.6
Fluid viscosity range	(cSt)	2.8 - 380
Fluid temperature range	(°C)	-20 +80
Mass	(kg)	0.200
Standard setting obtained with 1 l/min.		
Hydraulic fluid; mineral oil HM and HV		ISO 6074
Recommended filtration; 19/15 ISO 4466 (25 μ absolutes)		
Standard seals in Polyurethane and Buna N		

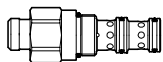
**Dimensions**



**Ordering informations**

**RLP 30/D-N**

**RLP 30** = Valve type



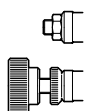
Standard spring

Type	Setting range	Factory set
<b>D</b>	10 - 210 bar	140 bar
<b>Q</b>	105 - 420 bar	315 bar

Adjustment type

**N** = Standard adjustment

**V** = Handknob adjustment



Codes:

RLP 30/D-N	31 011 115
RLP 30/Q-N	31 011 239
RLP 30/D-V	31 011 116
RLP 30/Q-V	31 011 244
External seals kit	90 620 104

RLP 30 valves can be assembled on standard bodies 30-C3 series; for dimensions see catalogue 16.010